

13790510059

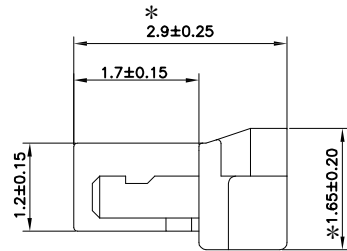
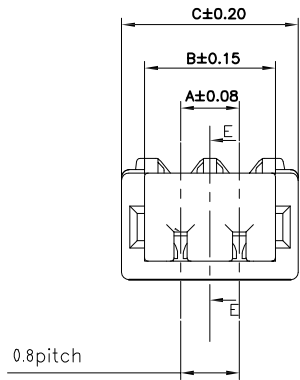
5

4

3

2

1



A0800 H - 1*NP X - B - X - HF-NK - X

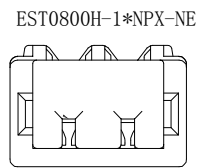
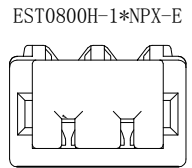
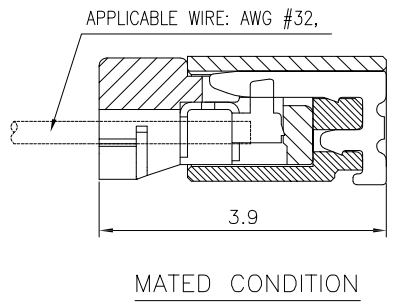
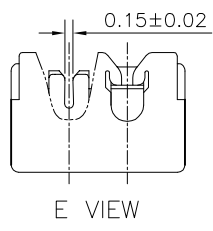
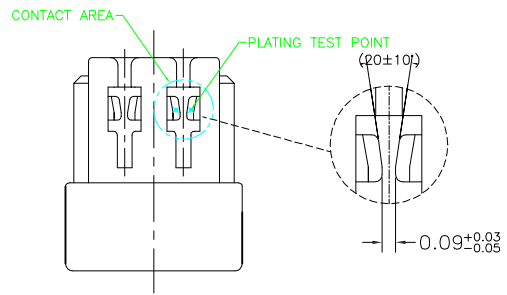
代码+间距 PIN数 NO MARK A灼热丝750 B灼热丝850 X普通料

H 示意胶壳, H后无数字默认材质V0, H后带数字2示意材质V2

X 本色, B 黑色, R 红色, L 蓝色, Y 黄色, G 绿色, C 透明

X 普通, B 带扣, C 刺破, 2L 示意两侧带锁扣, U 超薄防呆型, HV 带高凸点, LC 带低凸点, K 卡槽, E 有耳, NE 无耳

HF 示意无卤, NF 普通含卤



NOTE:

1.MATERIAL:
Housing: ThermalPlastic (UL94V-0)
Terminal: Copper Alloy
Color: Natural

2.SPECIFICATION:
Current Rating: 0.5A AC,DC (AWG#32)
Voltage Rating: 30V (AC,DC)
Contact Resistance: Initial: 30mΩ max
After environmental: 40mΩmax
Insulator Resistance:Initial: 100MΩ min
After environmental:100MΩ min
Withstanding Voltage:200v AC for 1 minute
Temperature Range: -25°C~85°C
Applicable Wire: AWG #32
Insulation O.D.: φ0.38±0.02mm

CKT	DIM A	DIM B	DIM C
2	0.80	1.78	2.40
3	1.60	2.58	3.20
4	2.40	3.38	4.00
5	3.20	4.18	4.80
6	4.00	4.98	5.60
7	4.80	5.78	6.40
8	5.60	6.58	7.20
9	6.40	7.38	8.00
10	7.20	8.18	8.80
11	8.00	8.98	9.60
12	8.80	9.78	10.40
13	9.60	10.58	11.20
14	10.40	11.38	12.00
15	11.20	12.18	12.80
16	12.00	12.98	13.60
17	12.80	13.78	14.40
18	13.60	14.58	15.20
19	14.40	15.38	16.00
20	15.20	16.18	16.80
21	16.00	16.98	17.60
22	16.80	17.78	18.40
23	17.60	18.58	19.20
24	18.40	19.38	20.00

东莞市平达电子科技有限公司

				料号PART NO: A0800H-1*NPX-NE				一般公差 GENERAL TOLERANCE	
				品名 TITLE: 0.8刺破线端 (无耳)				X. X ±0.25	
				材料:				X. XX ±0.20	
				单位: MM				ANGLE ±1°	
				包装规格:				比例: 1:1	
				核 准				日期: 2022. 4. 6	
日期版次 REVISION		日期 DATE		变更内容 DESCRIPTION		核 准 APPROVALBY		制图: 审核: 核准: 日期: 2022. 4. 6	

6

5

4

3

2

1

XE