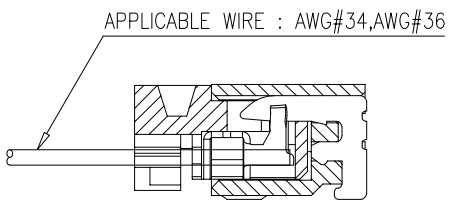
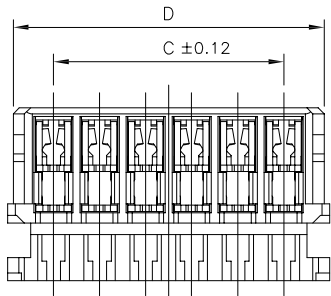
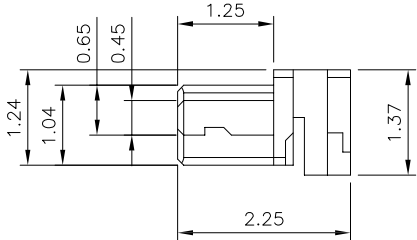
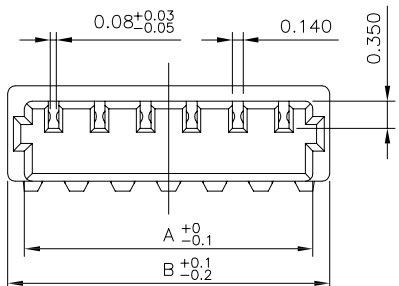
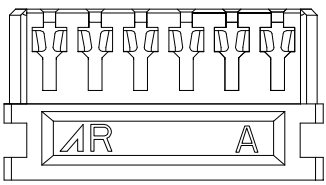
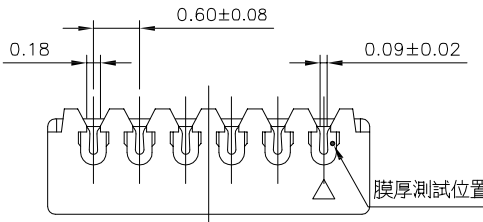


6 5 4 3 2 1



MATED CONDITION



**A0600 H - 1\*NP X - B - X - HF-NK - X**

代码 间距

PIN数  
1示意单排  
2示意双排

H示意胶壳,  
H后无数字默认材质V0  
H后带数字2示意材质V2

LOCK TYPE  
NO MARK

NO MARK

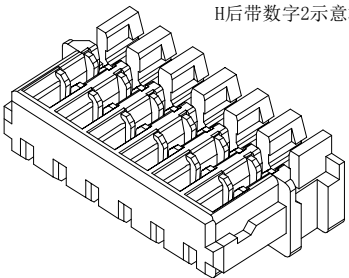
A灼热丝750  
B灼热丝850  
X普通料

X 普通  
B 带扣  
C 刺破  
L 示意  
U 超薄  
HV 带高凸点  
LC 带低凸点  
K 卡槽  
E 有耳  
NE 无耳

X 本色  
B 黑色  
R 红色  
L 蓝色  
Y 黄色  
G 绿色  
C 透明

X 公胶壳  
G 母胶壳

HF 防呆型



CIRCUITS	DIMENSION			
	A	B	C	D
2	1.36	1.80	0.60	1.65
4	2.56	3.00	1.80	2.85
5	3.16	3.60	2.40	3.45
6	3.76	4.20	3.00	4.05
8	4.96	5.40	4.20	5.25
10	6.16	6.60	5.40	6.45
12	7.36	7.80	6.60	7.65
16	9.76	10.20	9.00	10.05

NOTE:  
1.MATERIAL:  
Housing: ThermalPlastic (UL94V-0)  
Terminal: Copper Alloy  
Color: Natural  
2.SPECIFICATION:  
Current Rating: 0.2A AC,DC (AWG#36)  
0.3A AC,DC (AWG#34)  
Voltage Rating: 30V (AC,DC)  
Contact Resistance: Initial: 40mΩ max  
After environmental: 50mΩmax  
Insulator Resistance:Initial: 100MΩ min  
After environmental:100MΩ min  
Withstanding Voltage:200v AC for 1 minute  
Temperature Range: -25°C~85°C  
Applicable Wire: AWG #36; AWG#34  
Insulation O.D.:  $\phi 0.29 \pm 0.02$ mm(AWG#36)  
 $\phi 0.32 \pm 0.02$ mm(AWG#34)

## 东莞市平达电子科技有限公司

				料号PART NO: A0600HS-1*NPX-X				一般公差 GENERAL TOLERANCE X.X ±0.25 X.XX ±0.20 ANGLE ±1°	
				品名 TITLE: 0.6 刺破					
		材料:		单位: MM		包装规格:		比例: 1:1	
日期版次 REVISION		日期 DATE		变更内容 DESCRIPTION		核 准 APPROVALBY		制图:	
						审核:		日期: 2022. 1. 12	

6 5 4 3 2 1