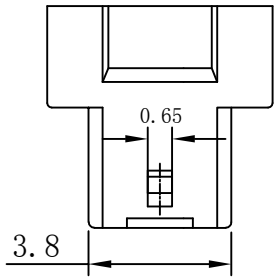

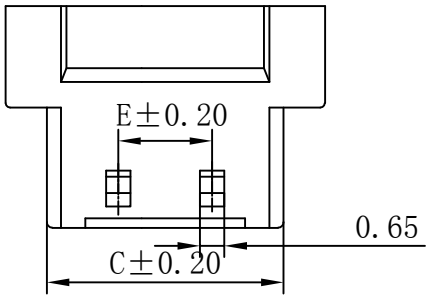

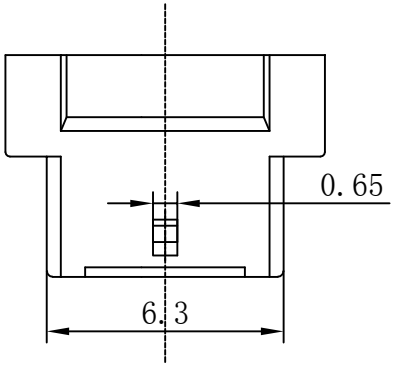

4PIN单凸视图

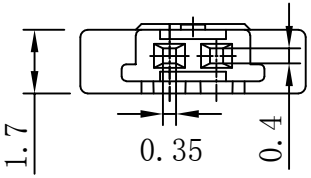

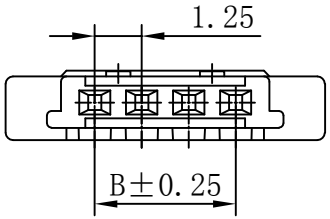

A1254 H - 1*NP B - X - NK - HF-X- X

代码+间距

H示意胶壳，
H后无数字默认材质V0
H后带数字2示意材质V2

1示意单排
2示意双排

PIN数

X本色
B黑色
R红色
L蓝色
Y黄色
G绿色

X普通
B带扣
C刺破
L示意LOCK TYPE
U超薄PF防呆型
HV带高凸点
LC带低凸点,
K卡槽
E有耳
NE无耳

NO MARK

HF示意无卤
NF普通含卤

X公胶壳
G母胶壳

A灼热丝750
B灼热丝850
X普通料

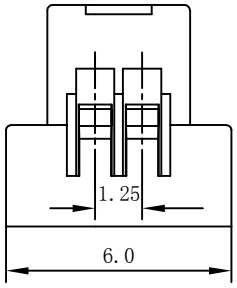

2PIN视图

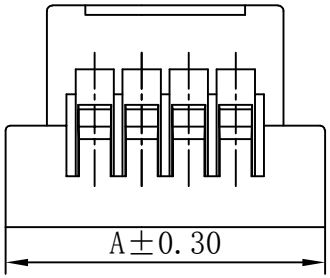

4PIN双凸视图

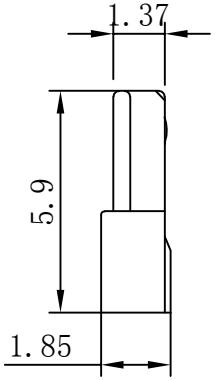

	A	B	C	D	E
2P	6.00	1.25	3.80	3.05	单凸点
3P	7.25	2.50	5.05	4.30	
4P	8.50	3.75	6.30	5.55	2.51 单凸点
5P	9.75	5.00	7.55	6.80	单凸点
6P	11.00	6.25	8.80	8.05	
8P	13.50	8.75	11.30	10.55	7.50
10P	16.00	11.25	13.80	13.05	10.00
14P	21.00	16.25	18.80	19.05	15.00
15P	22.25	17.50	20.05	19.30	16.25
20P	28.50	23.75	26.30	25.55	22.50
25P	34.75	30.00	32.55	31.80	28.75
30P	41.00	36.25	38.80	38.05	35.00

Specification

Family: Housing
Pitch (mm):1.25mm
Voltage: 50 Volts AC,DC (per pin)
Current: 0.8A AC,DC (AWG#32)
1.0A AC,DC (AWG#30)
1.0A AC,DC (AWG#28)
Contact Resistance: 55 mΩ max.
Dielectric Withstanding Voltage: 500V DC Min.
Insulation Resistance: 100MΩ min.
Operating Temp. : -40℃ ~ +85℃

东莞市平达电子科技有限公司

日期版次 REVISION	日 期 DATE	变更内容 DESCRIPTION	核 准 APPROVALBY

料号PART NO: A1254H-1*NPB-X

品名 TITLE: FIS1.25 -H

材料: PA66	单位: MM	包装规格: 1K/包	比例: 1:1
制图: LI	审核: LI	核准: LI	日期: 2022/04/16

一般公差 GENERAL TOLERANCE
X.X ±0.25
X.XX ±0.10
ANGLE ±1°