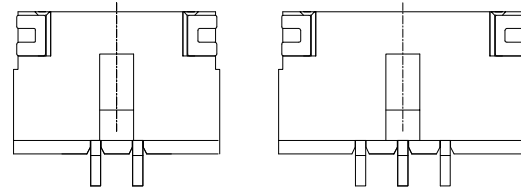
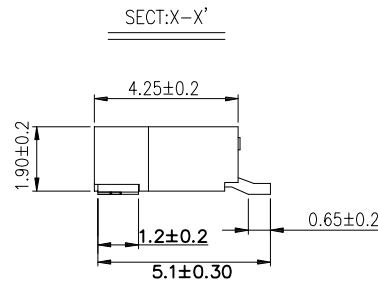
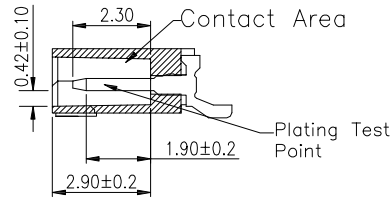


LOCKING WINDOW: ONE PLACE
MORE THAN 4 PIN



LOCKING WINDOW: TWO PLACE
2 TO 3PIN

A1255 W RS - 1*NP X - X - XG - NK - HF

代码+间距 W示意针座 W后无0默认材质为V0 W后带2示意V2

RS卧式 V示意180°直针 VS立式 R示意90°弯针

PIN数 1单排 2双排

X本色 B黑色 R红色 L蓝色 Y黄色 G绿色

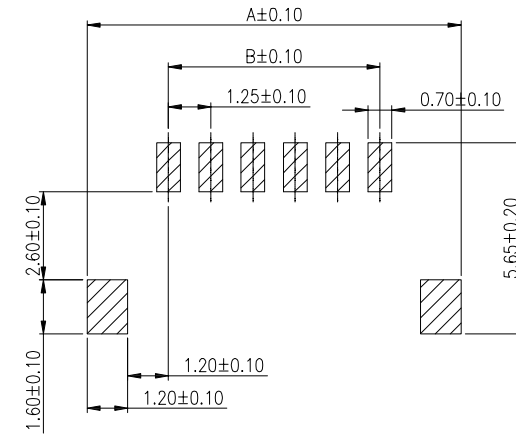
X普通 B带扣 U超薄 PH组合排针 FH组合排母

XG中的X示意尼龙料, 1为PPS, 2为PBT, 3为LCP, 4为ABS, 5为PA6T, 6为PA66

NK为NO MARK MK为有MARK

HF无卤 NF普通含卤

G示意PIN针镀金, S为PIN针镀锡



Recommended P.C.B Layout

NO.	DIM. A	DIM. B	DIM. C	DIM. D	DIM. E
2	6.10	1.25	4.40	4.00	3.30
3	7.35	2.50	5.65	5.25	4.55
4	8.60	3.75	6.90	6.50	5.80
5	9.85	5.00	8.15	7.75	7.05
6	11.10	6.25	9.40	9.00	8.30
7	12.35	7.50	10.65	10.25	9.55
8	13.60	8.75	11.90	11.50	10.80
9	14.85	10.00	13.15	12.75	12.05
10	16.10	11.25	14.40	14.00	13.30
11	17.35	12.50	15.65	15.25	14.55
12	18.60	13.75	16.90	16.50	15.80
13	19.85	15.00	18.15	17.75	17.05
14	21.10	16.25	19.40	19.00	18.30
15	22.35	17.50	20.65	20.25	19.55

Specification (Abbreviation)

Family: Wafer

Pitch (mm): 1.25mm

Voltage: 50 Volts AC, DC (per pin)

Current: 0.8A AC, DC (AWG#32)

1.0A AC, DC (AWG#30)

1.0A AC, DC (AWG#28)

Contact Resistance: 55 mΩ max.

Dielectric Withstanding Voltage: 500V DC Min.

Insulation Resistance: 100MΩ min.

东莞市平达电子科技有限公司

料号PART NO: A1254WRS-1*NPX-X

品名 TITLE: FIS1.25-WAFER(卧贴)

材料:

单位: MM

包装规格:

比例: 1:1

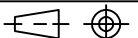
制图:

审核:

核准:

日期: 2022.4.16

一般公差
GENERAL TOLERANCE
X.X ±0.25
X.XX ±0.20
ANGLE ±1°



日期版次 REVISION	日期 DATE	变更内容 DESCRIPTION	核 准 APPROVALBY