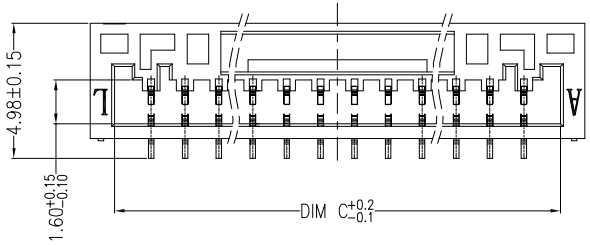

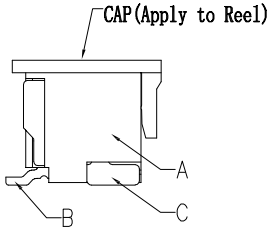

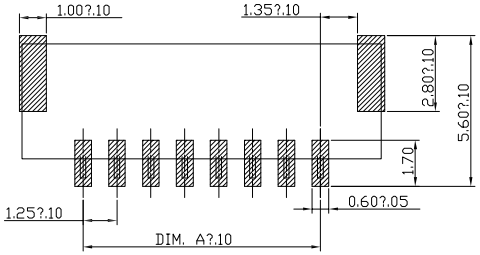

SUGGESTED PCB LAYOUT
(COMPONENT SIDE)

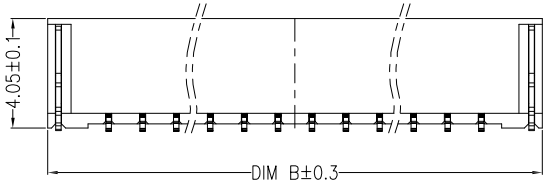

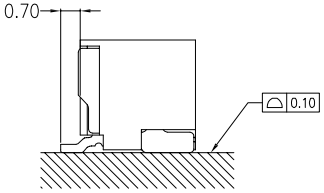

孔位 \ 尺寸	DIM A	DIM B	DIM C
2P	1.25	5.75	3.75
3P	2.50	7.00	5.00
4P	3.75	8.25	6.25
5P	5.00	9.50	7.50
6P	6.25	10.75	8.75
7P	7.50	12.00	10.00
8P	8.75	13.25	11.25
9P	10.00	14.50	12.50
10P	11.25	15.75	13.75
11P	12.50	17.00	15.00
12P	13.75	18.25	16.25
13P	15.00	19.50	17.50
14P	16.25	20.75	18.75
15P	17.50	22.00	20.00

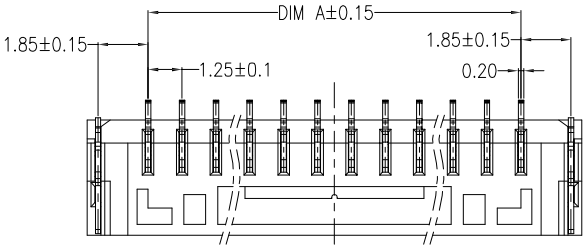

主要技术参数 Main Specifications

线　　数 (Poles): 02 to 15
接触电阻 (Contact resistance):≤20mΩ
绝缘电阻 (Insulation resistance):≥100MΩ
额定电压 (Rated voltage):50V AC DC
额定电流 (Rated current):1.0A AC DC
耐 电 压 (Withstand Voltage): 500V AC/minute
温度范围 (Temperature Range) :-40℃～ +110℃

A1255 W VS - 1*NP X - X - 7S - NK-HF

- A1255: 代码+间距
- W: W示意针座; W后无0默认材质为V0; W后带2示意V2
- VS: V示意180° 直针，VS立式; R示意90° 弯针，RS卧式
- 1: 1单排; 2双排
- NP: PIN数
- X: X本色; B黑色; R红色; L蓝色; Y黄色; G绿色
- X: X普通; B带扣; U超薄; PH组合排针; FH组合排母
- 7S: XG中的X示意尼龙料，1为PPS，2为PBT，3为LCP，4为ABS，5为PA6T，6为PA66，7为PA9T; G示意PIN针镀金，S为PIN针镀锡
- NK: NK为NO MARK; MK为有MARK
- HF: HF无卤; NF普通含卤

ITEM	COMPONENT	Q'TY	MATERIAL	FINISH
C	SOLDER TAB	2 PCS	PhosphorBronze	MATTE Sn-plated
B	CONTACT	02~15PCS	PhosphorBronze	MATTE Sn-plated
A	PEDESTAL	1 PCS	LCP	UL 94V-0, COLOR:BEIG

东莞市平达电子科技有限公司

日期版次 REVISION	日 期 DATE	变更内容 DESCRIPTION	核 准 APPROVALBY

料号PART NO: A1256WVS-1*NPX-X

品名 TITLE: GH1.25立贴

材料:	单位: MM	包装规格:	比例: 1:1
制图:	审核:	核准:	日期: 2022.4.17

一般公差 GENERAL TOLERANCE
X.X ±0.25
X.XX ±0.20
ANGLE ±1°