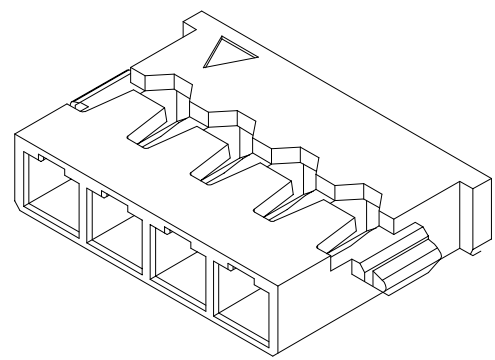
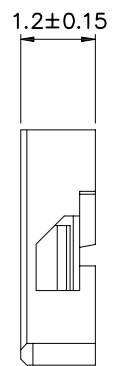
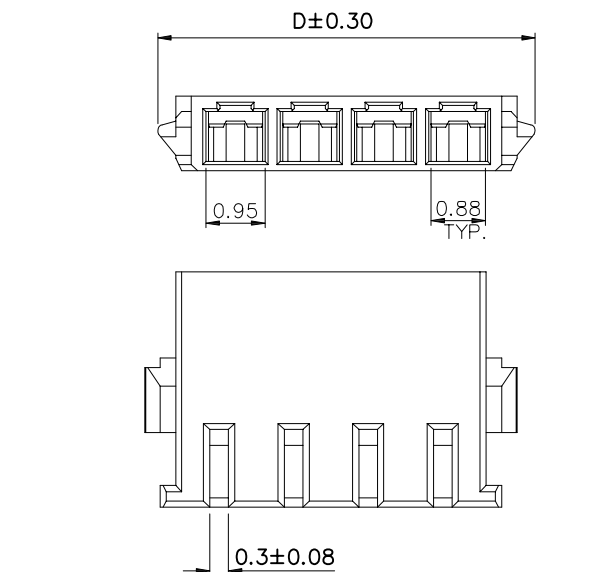
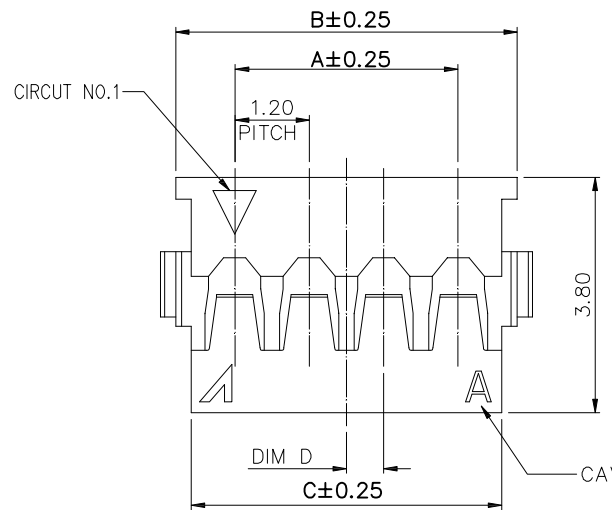


5 4 3 2 1



A1201 H - 1*NP X - B - X - HF-NK - X

代码+间距 X本色 X普通 X公胶壳 NO MARK A灼热丝750
 B黑色 B带扣 G母胶壳 B灼热丝850 X普通料
 C铜版 ZL示意两侧带锁扣 U超薄+防呆型 HF示意无卤 NF普通含卤
 R红色 2L示意带侧带锁扣 0超薄+防呆型 NF普通含卤
 L蓝色 BV带高凸点 LC带低凸点 K卡槽 E有耳 NE无耳
 Y黄色 G绿色 C透明 1示意单排 2示意双排

H示意胶壳,
 H后无数字默认材质V0
 H后带数字2示意材质V2

Specification (Abbreviation)
 Family: Housing
 Pitch (mm): 1.2mm
 Operation Direction: S/R R/A
 Current (A): AWG#28/2A; AWG#30/1.5A; AWG#32/1A
 Insulation O.D.: ϕ 0.55~0.7mm (AWG#32~#28);
 Voltage: 50 Volts AC, DC (per pin)
 Current: 1.0A AC, DC (AWG#32)
 1.5A AC, DC (AWG#30)
 2.0A AC, DC (AWG#28)
 Contact Resistance: 40 mΩ max.
 Dielectric Withstanding Voltage: 500V DC Min.
 Insulation Resistance: 100MΩ min.
 Operating Temp.: -40°C ~ +85°C

CKT	A	B	C	D
2	1.2	3.1	2.6	3.7
3	2.4	4.3	3.8	4.9
4	3.6	5.5	5.0	6.1
5	4.8	6.7	6.2	7.3
6	6.0	7.9	7.4	8.5
7	7.2	9.1	8.6	9.7
8	8.4	10.3	9.8	10.9
9	9.6	11.5	11.0	12.1
10	10.8	12.7	12.2	13.3
11	12.0	13.9	13.4	14.5
12	13.2	15.1	14.6	15.7
13	14.4	16.3	15.8	16.9
14	15.6	17.5	17.0	17.1
15	16.8	18.7	18.2	18.3

东莞市平达电子科技有限公司

				料号PART NO: A1201H-1*NPB-X				一般公差 GENERAL TOLERANCE	
				品名 TITLE: JST1.2-H				X.X ±0.25	
				材料:		单位: MM		包装规格:	
				比例: 1:1		角度: ±1°			
日期版次 REVISION		日期 DATE		变更内容 DESCRIPTION		核 准 APPROVALBY		制图:	
								日期: 2019.7.2	

6 5 4 3 2 1