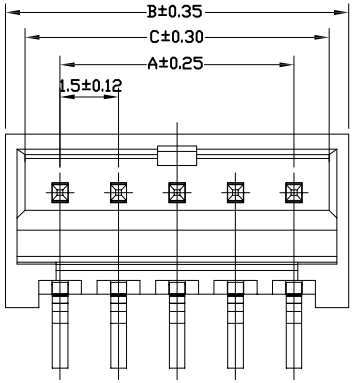

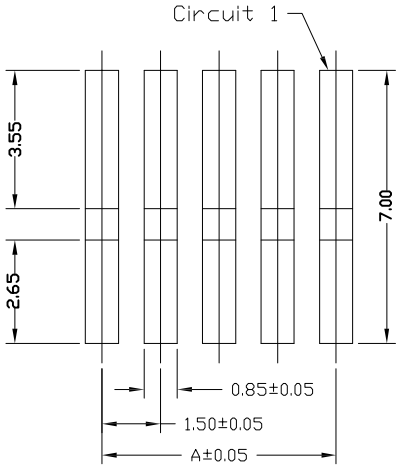

PCB LAYOUT

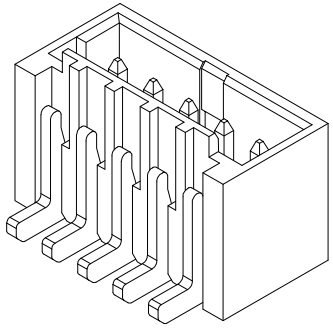

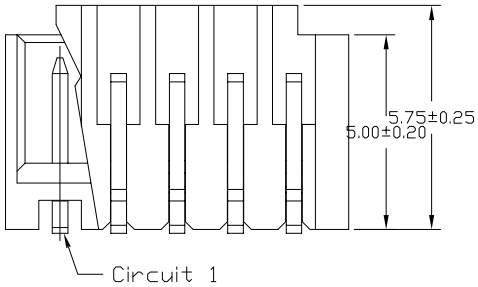

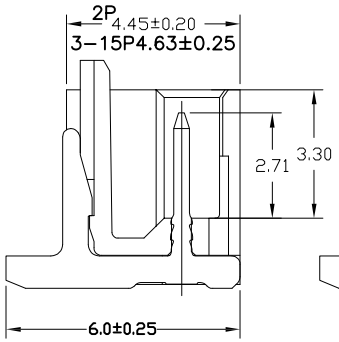

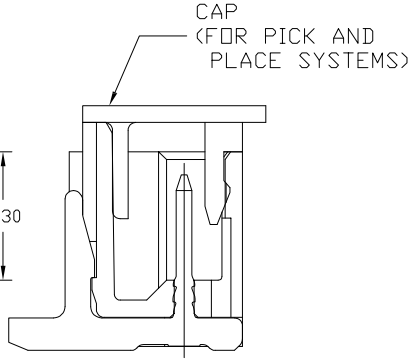

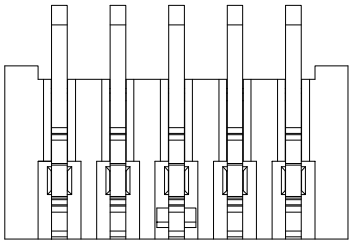

A1503 W VS - 1*NP X - X X - X X - NK-HF

代码+间距

W示意针座
W后无0默认材质为V0
W后带2示意V2

V示意180° 直针，VS立式
R示意90° 弯针，RS卧式

1单排
2双排

PIN数

X本色
B黑色
R红色
L蓝色
Y黄色
G绿色

X普通
B带扣
U超薄
PH组合排针
FH组合排母
H高弯
P平弯

D防呆型
2示意有柱
3示意无柱

G为PIN针镀金
S为PIN针镀锡

NK为NO MARK
MK为有MARK

1为PPS, 2为PBT, 3为LCP, 4为ABS, 5为PA6T, 6为PA66

HF无卤
NF普通含卤

CKT	Dimensions		
	A	B	C
02	1.50	4.30	3.30
03	3.00	6.30	4.80
04	4.50	7.80	6.30
05	6.00	9.30	7.80
06	7.50	10.80	9.30
07	9.00	12.30	10.80
08	10.50	13.80	12.30
09	12.00	15.30	13.80
10	13.50	16.80	15.30
11	15.00	18.30	16.80
12	16.50	19.80	18.30
13	18.00	21.30	19.80
14	19.50	22.80	21.30
15	21.00	24.30	22.80

■SPECIFICATIONS
- ●Voltage rating:100V AC/DC;
- ●Current rating:1.5A AC/DC;
- ●Withstanding Voltage:500V AC/minute
- ●Insulatin resistance:500MΩ Min
- ●Temperature range:-40℃~+85℃
- ●Contact resistance:20mΩ Max
- ●Material:PA66 UL94-V0
- ●After environmental testing:40mΩ Max

东莞市平达电子科技有限公司

日期版次 REVISION	日 期 DATE	变更内容 DESCRIPTION	核 准 APPROVALBY

料号PART NO: A1503WVS-1*NPX-X

品名 TITLE: MX1.5立贴

材料:	单位: MM	包装规格:	比例: 1:1
制图:	审核:	核准:	日期: 2022.4.19

一般公差 GENERAL TOLERANCE
X.X ±0.30
X.XX ±0.25
ANGLE ±1°

PD